


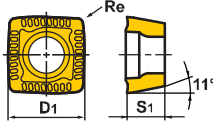


Diâm. da Broca D1 (mm)	Prof. do Furo (l/d)	Referência para Pedido	Estoque	Número de Dentes	Dimensões (mm)					Ajuste radial (máx.)	Referência do Inserto		
					Compr. efetivo do canal	Compr. do Corpo	Comp. Total	Diâm. da Haste	Diâmetro do flange				
					L3	L2	L1	D4	D7			Parafuso de Fixação	Chave
27.5	2	<b>MX2750X2F32</b>	●	2	62	82	137	32	42	0.4	<b>SOMX084005-UM</b>	TPS351	TIP10F
	3	<b>2750X3F32</b>	●	2	89.5	109.5	164.5	32	42	0.4	<b>084005-UM</b>	TPS351	TIP10F
28.0	2	<b>2800X2F32</b>	●	2	63	83	138	32	42	0.85	<b>094506-UM</b>	TPS4	TIP15W
	3	<b>2800X3F32</b>	●	2	91	111	166	32	42	0.85	<b>094506-UM</b>	TPS4	TIP15W
	4	<b>2800X4F32</b>	●	2	119	139	194	32	42	0.85	<b>094506-UM</b>	TPS4	TIP15W
	5	<b>2800X5F32</b>	●	2	147	167	222	32	42	0.85	<b>094506-UM</b>	TPS4	TIP15W
	6	<b>2800X6F32</b>	●	2	175	195	250	32	42	0.85	<b>094506-UM</b>	TPS4	TIP15W
28.5	2	<b>2850X2F32</b>	●	2	64	84	139	32	42	0.8	<b>094506-UM</b>	TPS4	TIP15W
	3	<b>2850X3F32</b>	●	2	92.5	112.5	167.5	32	42	0.8	<b>094506-UM</b>	TPS4	TIP15W
29.0	2	<b>2900X2F32</b>	●	2	65	85	140	32	42	0.75	<b>094506-UM</b>	TPS4	TIP15W
	3	<b>2900X3F32</b>	●	2	94	114	169	32	42	0.75	<b>094506-UM</b>	TPS4	TIP15W
	4	<b>2900X4F32</b>	●	2	123	143	198	32	42	0.75	<b>094506-UM</b>	TPS4	TIP15W
	5	<b>2900X5F32</b>	●	2	152	172	227	32	42	0.75	<b>094506-UM</b>	TPS4	TIP15W
	6	<b>2900X6F32</b>	●	2	181	201	256	32	42	0.75	<b>094506-UM</b>	TPS4	TIP15W
29.5	2	<b>2950X2F32</b>	●	2	66	86	141	32	42	0.7	<b>094506-UM</b>	TPS4	TIP15W
	3	<b>2950X3F32</b>	●	2	95.5	115.5	170.5	32	42	0.7	<b>094506-UM</b>	TPS4	TIP15W
30.0	2	<b>3000X2F32</b>	●	2	67	87	142	32	42	0.65	<b>094506-UM</b>	TPS4	TIP15W
	3	<b>3000X3F32</b>	●	2	97	117	172	32	42	0.65	<b>094506-UM</b>	TPS4	TIP15W
	4	<b>3000X4F32</b>	●	2	127	147	202	32	42	0.65	<b>094506-UM</b>	TPS4	TIP15W
	5	<b>3000X5F32</b>	●	2	157	177	232	32	42	0.65	<b>094506-UM</b>	TPS4	TIP15W
	6	<b>3000X6F32</b>	●	2	187	207	262	32	42	0.65	<b>094506-UM</b>	TPS4	TIP15W
30.5	3	<b>3050X3F32</b>	●	2	98.5	118.5	173.5	32	42	0.6	<b>094506-UM</b>	TPS4	TIP15W
31.0	2	<b>3100X2F40</b>	●	2	69	89	154	40	50	0.55	<b>094506-UM</b>	TPS4	TIP15W
	3	<b>3100X3F40</b>	●	2	100	120	185	40	50	0.55	<b>094506-UM</b>	TPS4	TIP15W
	4	<b>3100X4F40</b>	●	2	131	151	216	40	50	0.55	<b>094506-UM</b>	TPS4	TIP15W
	5	<b>3100X5F40</b>	●	2	162	182	247	40	50	0.55	<b>094506-UM</b>	TPS4	TIP15W
	6	<b>3100X6F40</b>	●	2	193	213	278	40	50	0.55	<b>094506-UM</b>	TPS4	TIP15W
31.5	3	<b>3150X3F40</b>	●	2	101.5	121.5	186.5	40	50	0.55	<b>094506-UM</b>	TPS4	TIP15W
32.0	2	<b>3200X2F40</b>	●	2	71	91	156	40	50	0.45	<b>094506-UM</b>	TPS4	TIP15W
	3	<b>3200X3F40</b>	●	2	103	123	188	40	50	0.45	<b>094506-UM</b>	TPS4	TIP15W
	4	<b>3200X4F40</b>	●	2	135	155	220	40	50	0.45	<b>094506-UM</b>	TPS4	TIP15W
	5	<b>3200X5F40</b>	●	2	167	187	252	40	50	0.45	<b>094506-UM</b>	TPS4	TIP15W
	6	<b>3200X6F40</b>	●	2	199	219	284	40	50	0.45	<b>094506-UM</b>	TPS4	TIP15W
32.5	3	<b>3250X3F40</b>	●	2	104.5	124.5	189.5	40	50	0.45	<b>094506-UM</b>	TPS4	TIP15W
33.0	2	<b>3300X2F40</b>	●	2	73	93	158	40	50	0.4	<b>094506-UM</b>	TPS4	TIP15W
	3	<b>3300X3F40</b>	●	2	106	126	191	40	50	0.4	<b>094506-UM</b>	TPS4	TIP15W
	4	<b>3300X4F40</b>	●	2	139	159	224	40	50	0.4	<b>094506-UM</b>	TPS4	TIP15W
	5	<b>3300X5F40</b>	●	2	172	192	257	40	50	0.4	<b>094506-UM</b>	TPS4	TIP15W
	6	<b>3300X6F40</b>	●	2	205	225	290	40	50	0.4	<b>094506-UM</b>	TPS4	TIP15W

## INSERTOS

Foto	Diâm. da Broca	Referência do Inserto	Dimensões (mm)			Estoque			Geometria
			D1	S1	Re	VP15TF	MC1020	MC5020	
	ø17-ø19.5	<b>SOMX063005-UM</b>	6	3	0.5	●	●	●	
	ø20-ø22.5	<b>073505-UM</b>	7	3.5	0.5	●	●	●	
	ø23-ø27.5	<b>084005-UM</b>	8.3	4	0.5	●	●	●	
	ø28-ø33	<b>094506-UM</b>	9.7	4.5	0.6	●	●	●	

\*Classes MC1020 e MC5020 somente para inserto periférico.

CONDIÇÕES DE CORTE > N216  
 UTILIZAÇÃO > N224  
 INFORMAÇÕES TÉCNICAS > Q001

N215