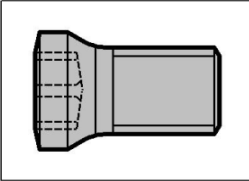
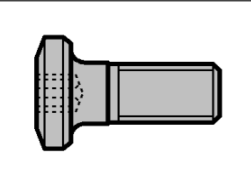
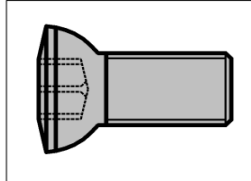
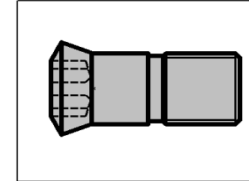
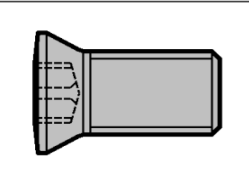
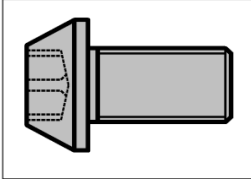
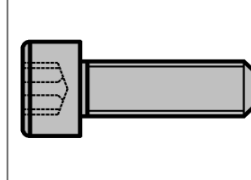
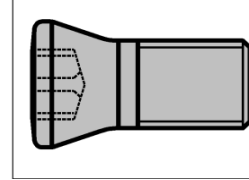
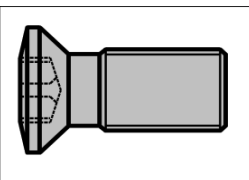
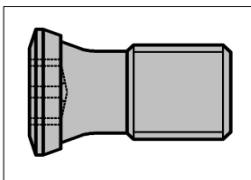
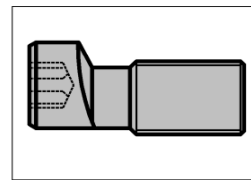
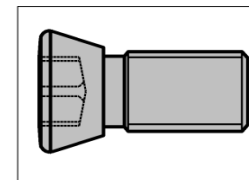
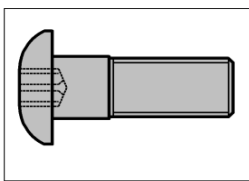
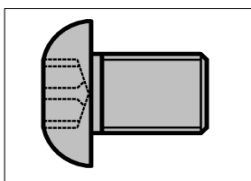
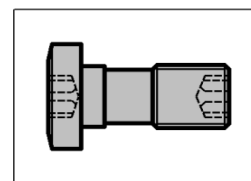
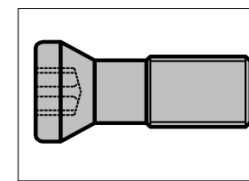
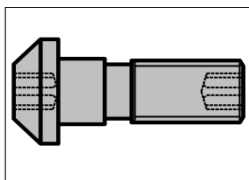
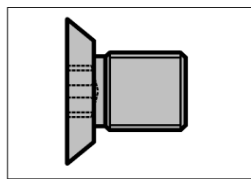
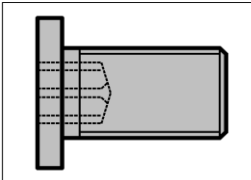
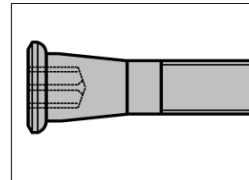
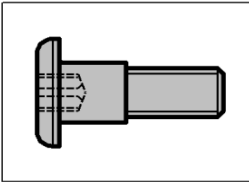
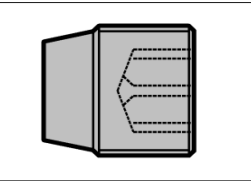
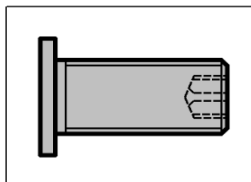
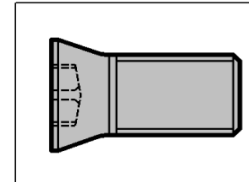


## MODELOS DE PARAFUSOS TORX

<b>MOD A</b>	<b>MOD AC</b>	<b>MOD AJ</b>	<b>MOD AM</b>
			
<b>MOD B</b>	<b>MOD CC</b>	<b>MOD D</b>	<b>MOD E</b>
			
<b>MOD G</b>	<b>MOD H</b>	<b>MOD J</b>	<b>MOD K</b>
			
<b>MOD KC</b>	<b>MOD L</b>	<b>MOD LA</b>	<b>MOD N</b>
			
<b>MOD P</b>	<b>MOD PA</b>	<b>MOD PC</b>	<b>MOD PL</b>
			
<b>MOD R</b>	<b>MOD RG</b>	<b>MOD T</b>	<b>MOD W</b>
			
<b>MOD Z</b>			
